



Download File or Folder

Download a file or folder from the Farmobile PUC™ device to your computer.

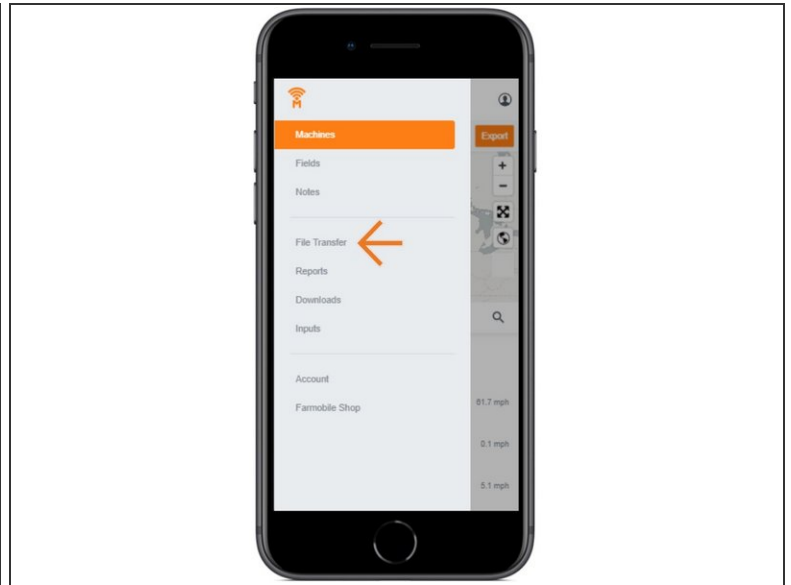
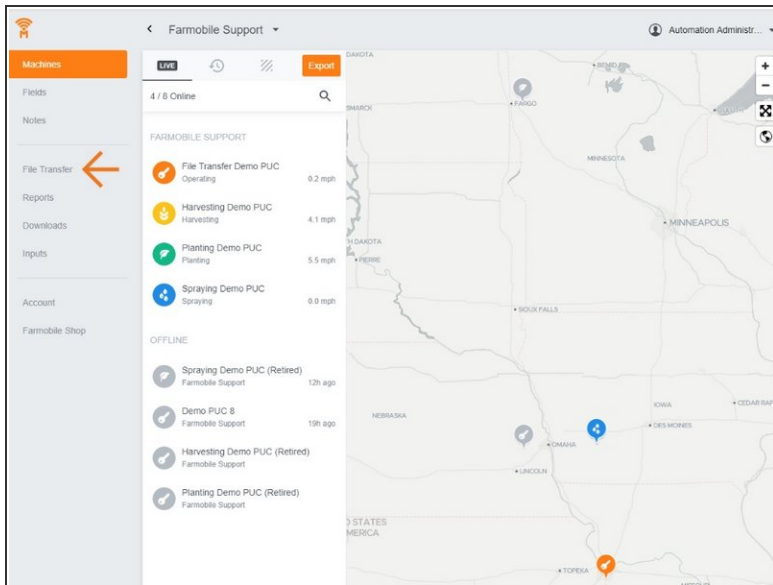
Written By: Support

The screenshot displays the Farmobile Support web interface. On the left is a sidebar with navigation links: Machines, Fields, Notes, File Transfer (highlighted in blue), Reports, Downloads, Inputs, Account, and Farmobile Shop. The main content area is titled 'Farmobile Support' and shows details for a device named 'File Transfer Demo PUC' (Firmware 4.170000, MAC 0023A7CEDC68). It indicates the device was last seen 25m ago and contains 14 files, 12 folders, and 3 pending items. The 'FILE TRANSFER' section on the right has 'Download' and 'Delete' buttons. Below, a list of items is shown: folders named 'Rx', 'Test' (marked 'Pending creation'), and 'viper'; and a selected file named 'Farmobile Harvest Data Out.lmt' (3 kb, Oct 13, 2017 4:13 pm).

INTRODUCTION

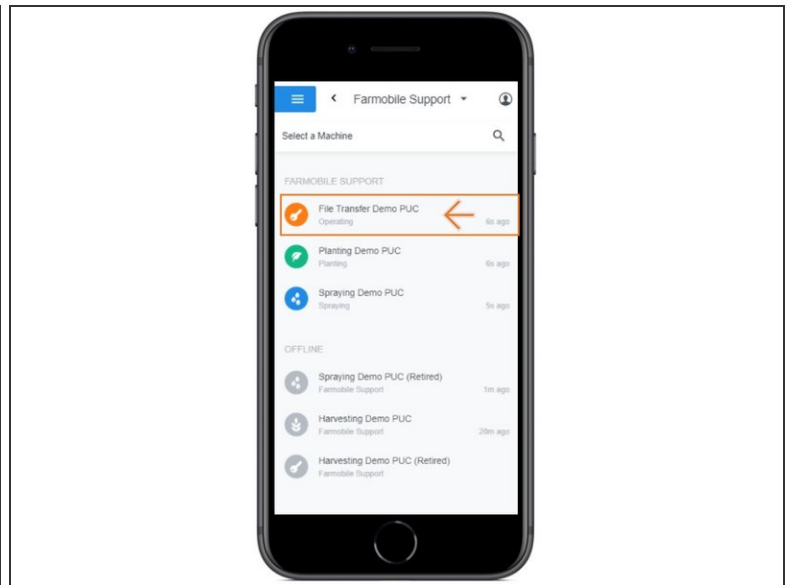
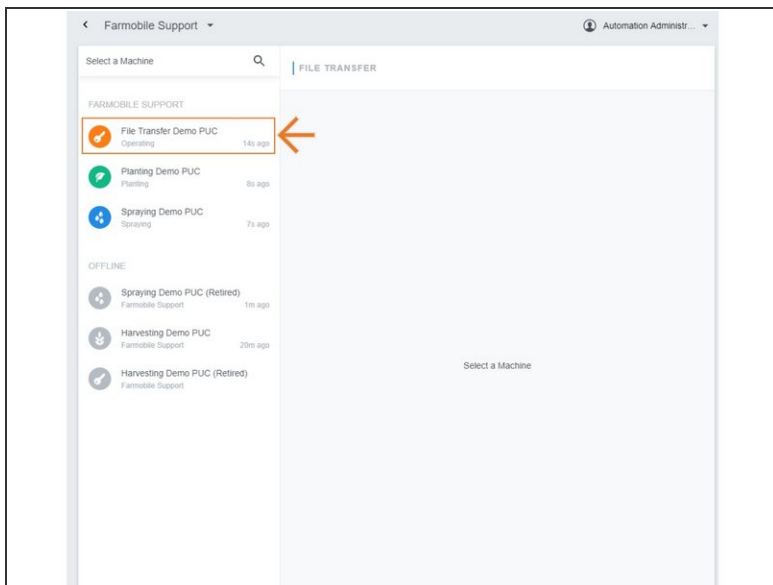
- User has the ability to download files or folders from the Farmobile PUC™ device to a local device.
- Checking the box for a file or folder, updates the action buttons to enable download.
- When downloading a folder, all contents within the folder are downloaded and zipped into a compressed folder.

Step 1 — Select File Transfer from the Farmobile DataEngineSM Platform



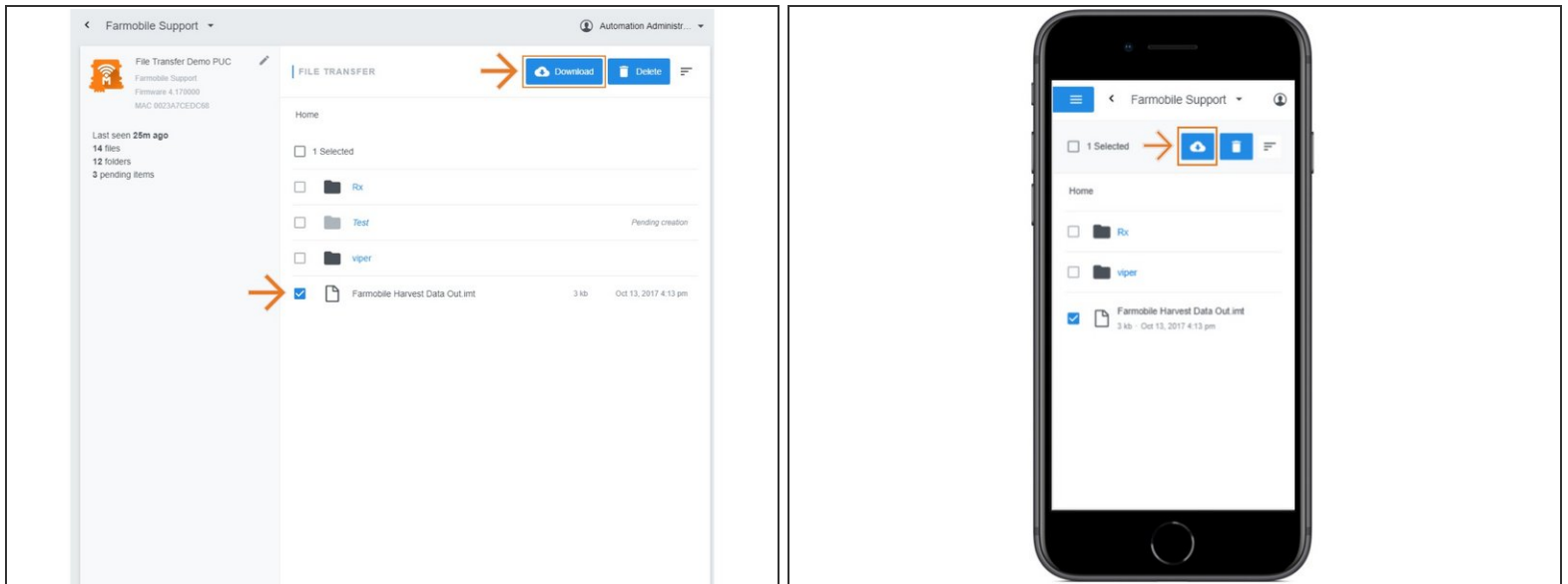
- Selecting File Transfer from the Farmobile DataEngine platform menu will open the File Transfer page with all of you Farmobile PUC devices listed.

Step 2 — Select a Farmobile PUC Device



- From the list of Farmobile PUC devices, select the required device to upload a file or folder to.

Step 3 — Select a File or Folder and Download



- You can select all or just one.
- By checking the box of a File or Folder, the Upload button will turn into the Download button.
- Select the Download button to kick off the download process.
- Selecting a Folder will download all the files within.
- Your file or folder is downloaded directly to your browser so you can save and share.