



Edit Inputs

Edit an existing Input to update the variety name, crop type, or year.

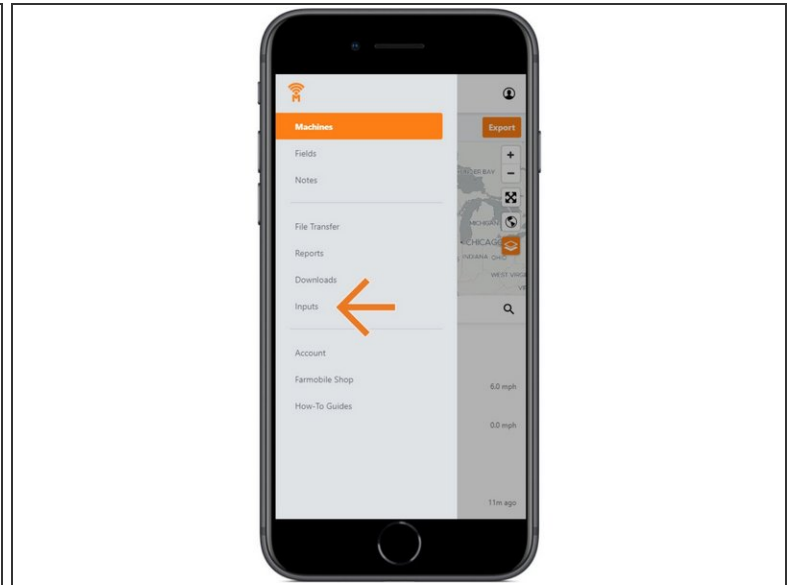
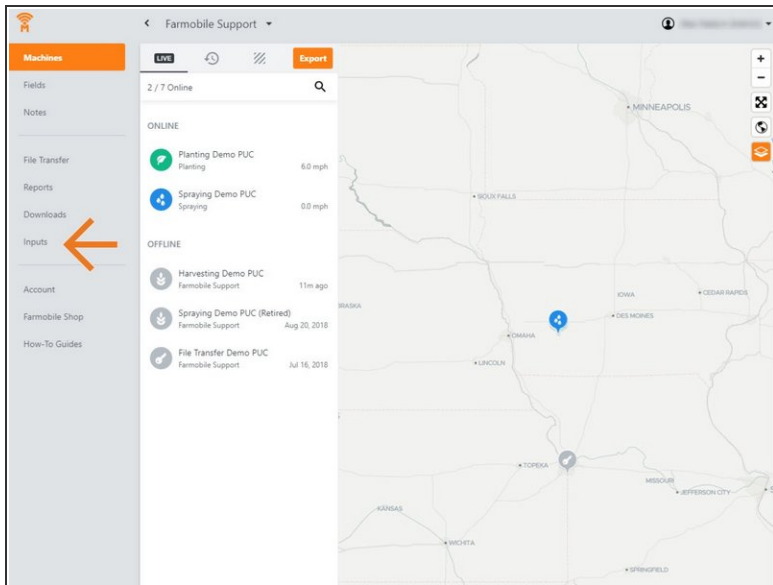
Written By: Support

The screenshot shows the Farmobile web application interface. On the left is a sidebar with navigation links: Machines, Fields, Notes, File Transfer, Data Import, Reports, Downloads, Inputs (highlighted in purple), Account, Farmobile Shop, and How-To Guides. The main content area is titled 'Farmobile Support' and contains a 'FILTER INPUTS' section with 'CROP YEAR' (2019, 2018, 2017, 2016) and 'CROP TYPES' (Soybeans, Corn, Popcorn, Canola), each with a green toggle switch. To the right of the filters is a 'SEED VARIETIES' list showing various seed entries like '3718 RR2X', 'DKC27-55RIB', 'DKC54-36', 'DS-1085', 'P1197AMXT', 'Stine 9728E-G', 'Test Popcorn', 'PH-8110', 'Dekalb 7144', 'Pioneer 7123', and 'Pioneer 71231'. An 'EDIT SEED VARIETY' modal is open on the right, allowing updates to 'Crop Type' (set to Corn), 'Crop Year' (set to 2019), 'Brand Name' (set to Dekalb), and 'Seed Variety Name' (set to DKC27-55RIB). The modal includes 'Save', 'Cancel', and 'Delete Variety' buttons.

INTRODUCTION

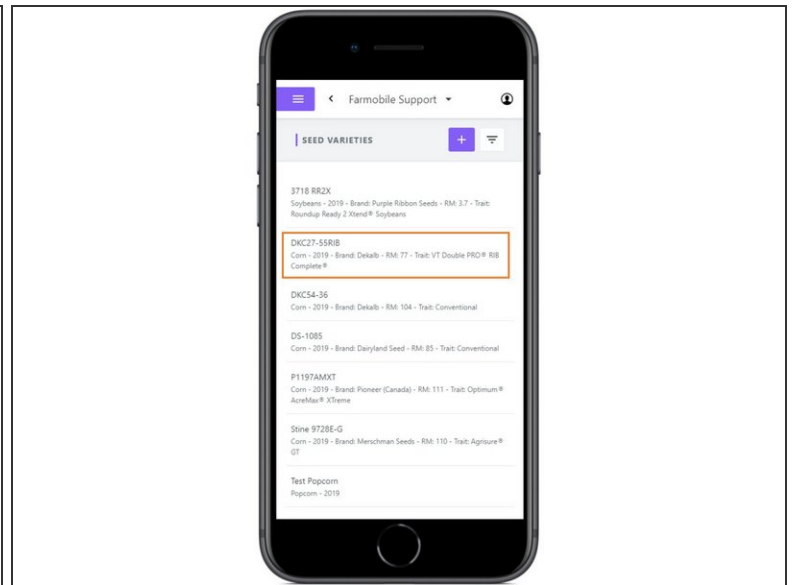
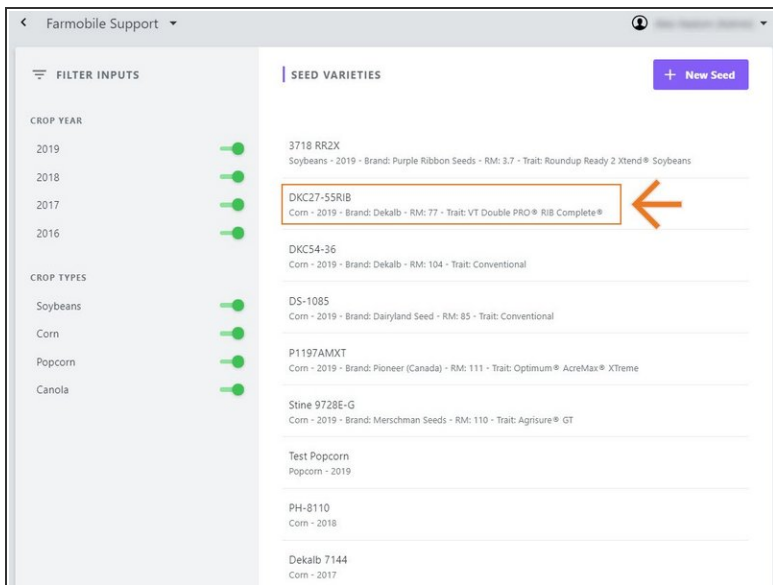
- User has the ability to edit an existing input to correct a previously entered value.
- If the Input record is supported by CDMS you can only edit the Brand Name and Seed Variety Name.
- If an input has been associated with a Certified EFR, you cannot edit the seed variety.

Step 1 — Select Inputs from the Farmobile DataEngineSM Menu



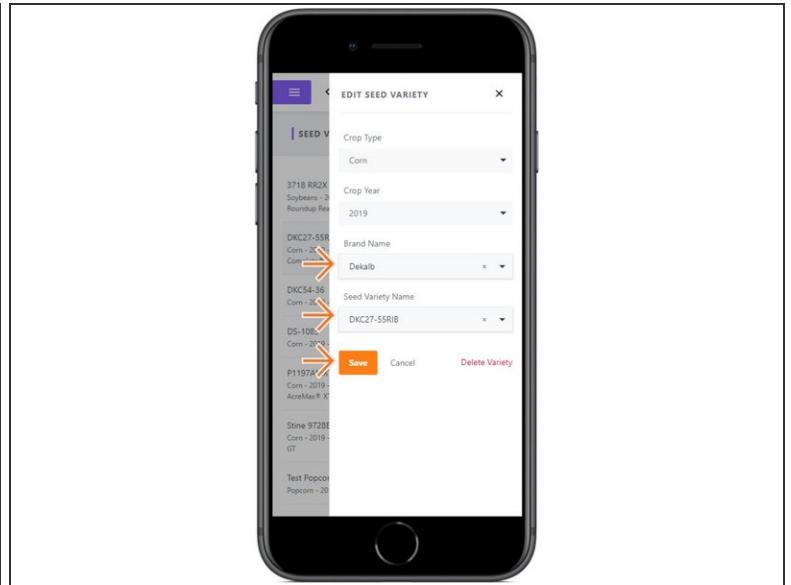
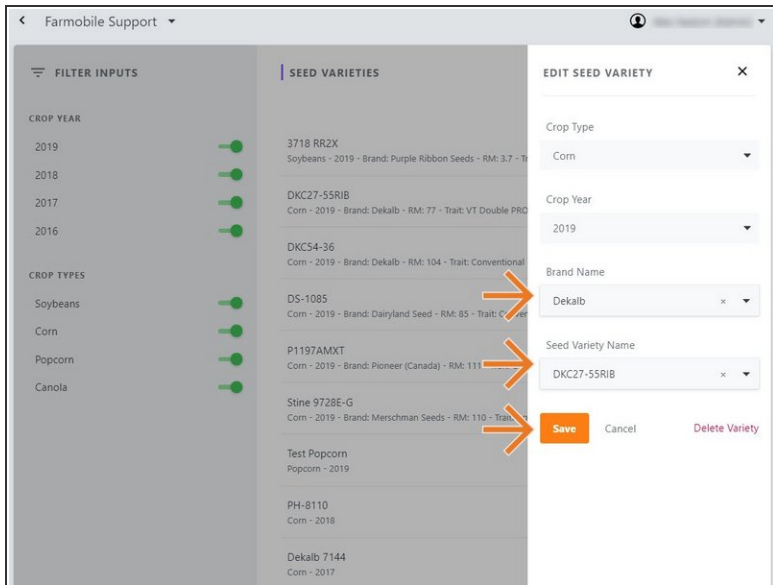
- Selecting Inputs from the Farmobile DataEngine menu will open the Inputs page with all of your inputs listed to review.

Step 2 — Select an Input from the list



- Select an Input record to open the Edit Seed Variety window.

Step 3 — Edit Input



- Within the Edit Seed Variety window you can edit the following:
 - Brand Name
 - Seed Variety Name
- **NOTE:** You cannot edit an input if it has been associated to a Certified EFR.
- Select 'Save' to save the edits made.

Step 4 — Contact Support



- Support will re-run data for the most accurate data collection.
- Support: 844.337.2255

