



Edit Inputs

Edit an existing Input to update the variety name, crop type, or year.

Written By: Support

hines

Is

Is

Transfer

orts

nloads

ts

ount

obile Shop

← Farmobile Support ▾

hines

Is

Is

Transfer

orts

nloads

ts

ount

obile Shop

Automation Administ

FILTER INPUTS

CROP YEAR

2018

2017

2016

CROP TYPES

Corn

Soybeans

Canola

SEED VARIETIES

+ Add Ing

1197

Corn - 2018

1234

Corn - 2018

1234nx

Soybeans - 2018

Dekalb 7144

Corn - 2017

Pioneer 7123

Corn - 2017

Pioneer 71231

Corn - 2017

Pioneer Test

Corn - 2017

Pioneer xxxxx

Corn - 2017

Producers 6103

Corn - 2017

Test Lone Pine

Corn - 2017

This document was generated on 2023-11-09 02:07:54 PM (MST).

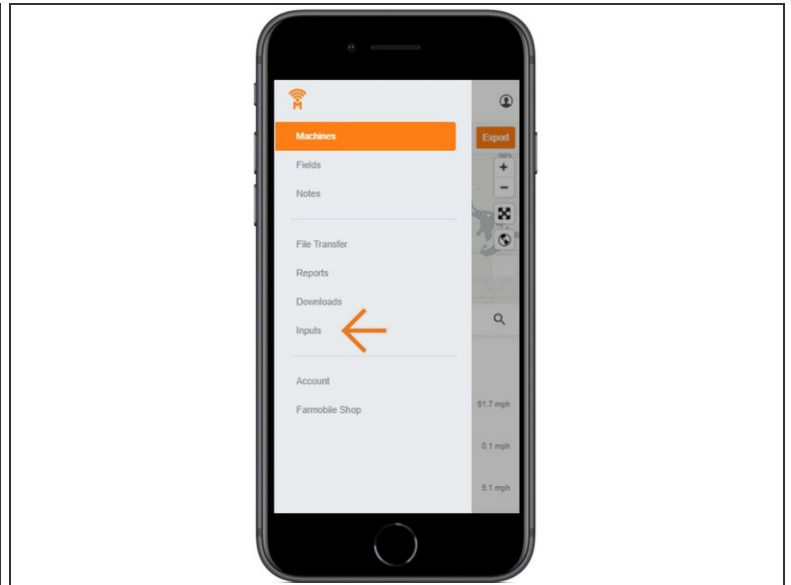
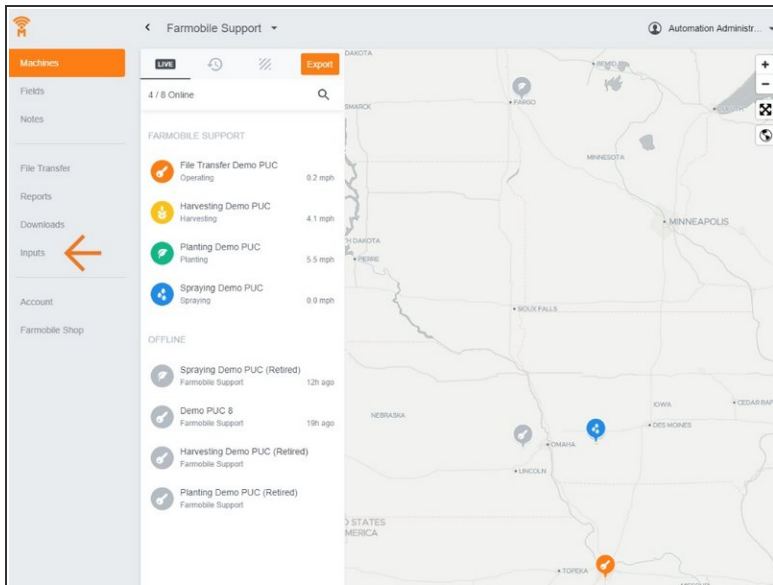
© 2023farmobile.dozuki.com/

Page 1 of 4

INTRODUCTION

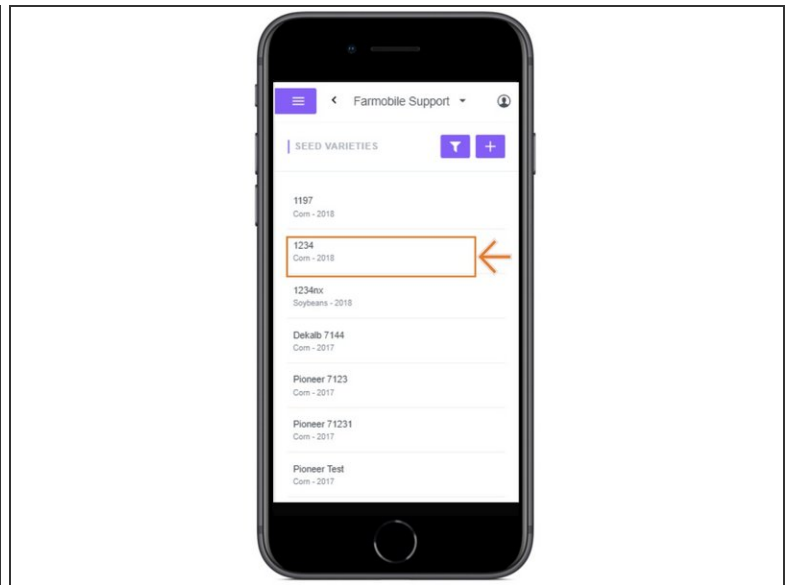
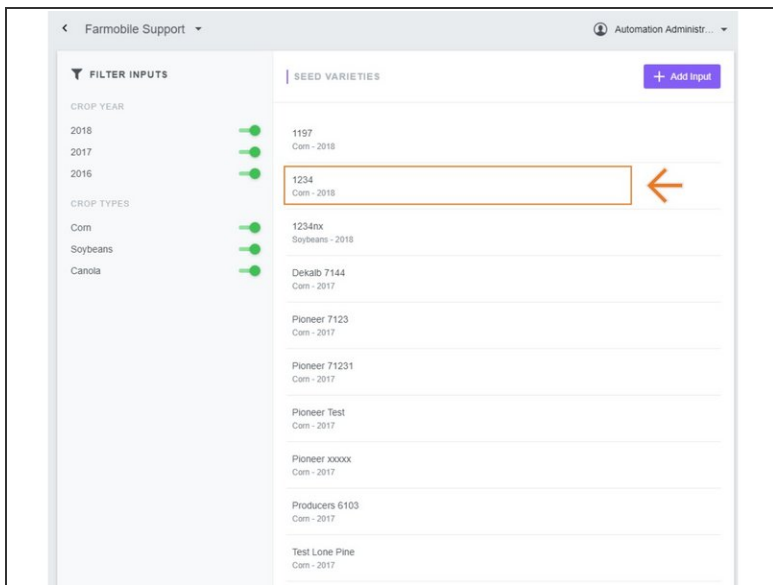
- User has the ability to edit an existing input to correct a previously entered value.
- If an input has been applied to a Certified EFR, you can edit **ONLY** the Seed Variety Name.

Step 1 — Select Inputs from the Farmobile DataEngineSM Menu



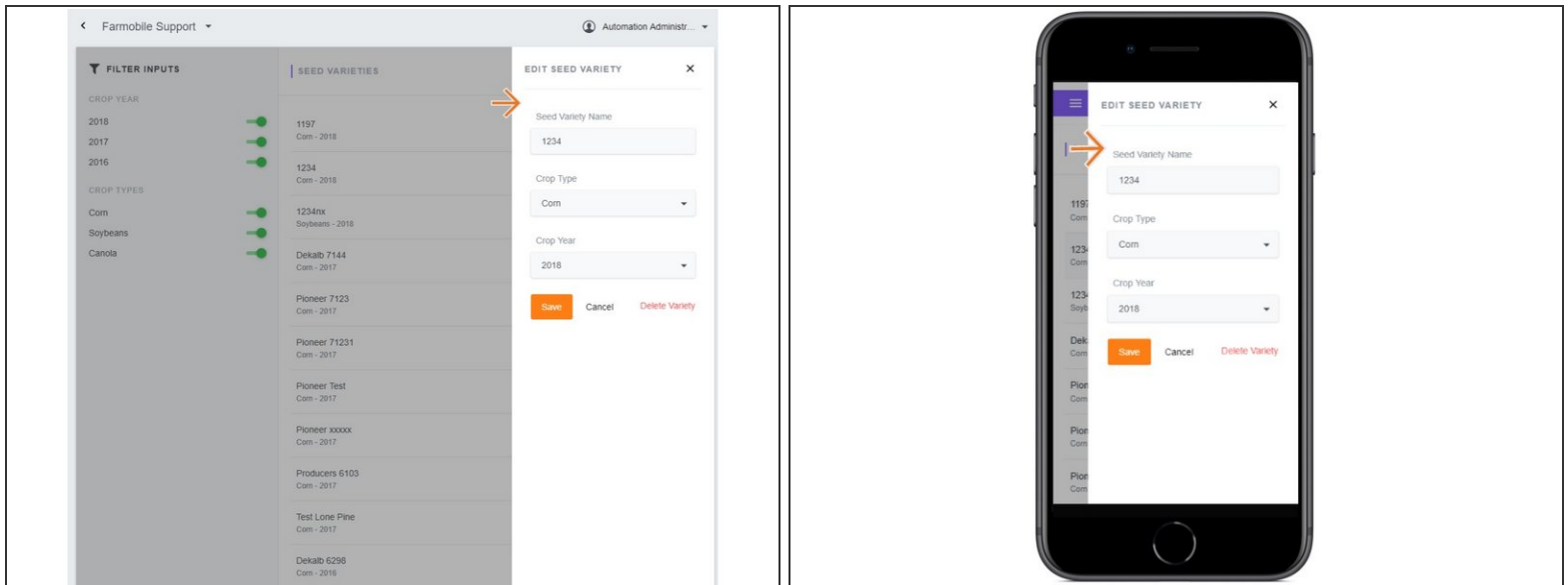
- Selecting Inputs from the Farmobile DataEngine menu will open the Inputs page with all of your inputs listed to review.

Step 2 — Select an Input from the list



- Select within the row of the Input record to edit the details.

Step 3 — Edit Input



- Within the Edit Seed Variety window, update the Seed Variety, Crop Type, and Crop Year
- **NOTE:** If an input has been applied to a Certified EFR, you can edit **ONLY** the Seed Variety Name.
- Select 'Save' to save the edits made.