



# View Reports

Follow these quick steps to view your reports in DataEngine Live.

Written By: Support

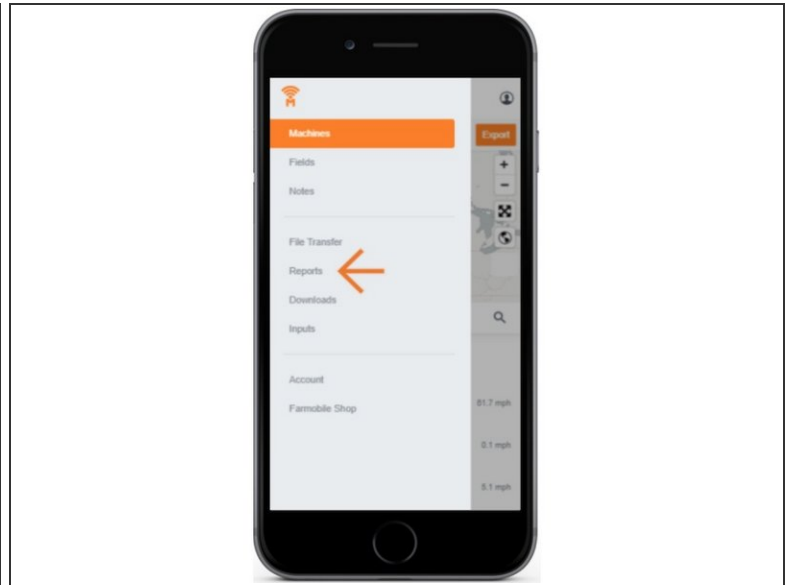
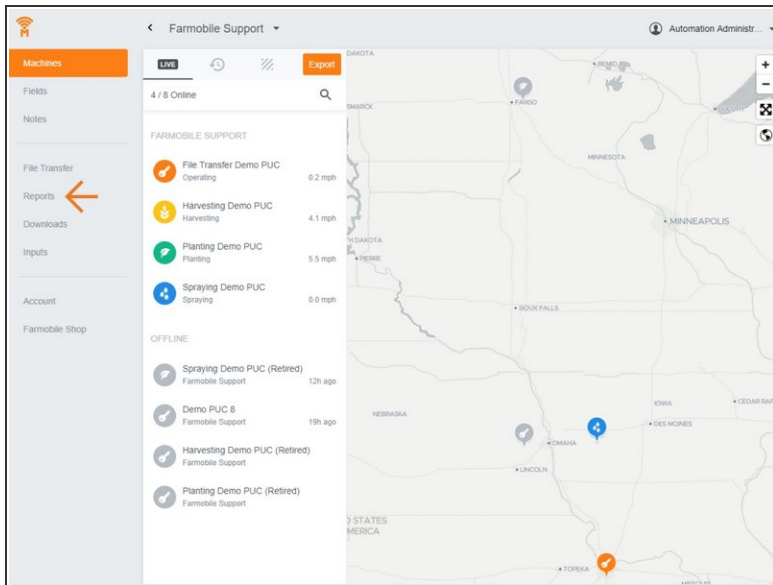
The screenshot displays the Farmobile DataEngine Live web interface. On the left is a navigation sidebar with options: Machines, Fields, Notes, File Transfer, Data Import, Reports (highlighted in blue), Downloads, Inputs, Account, Farmobile Shop, and How-To Guides. The main content area is titled "Grower A" and "Test User". It features a "FILTER REPORTS" section with "REPORT TYPES" (Field Activity, Machine Utilization, Machine Utilization) and "REPORT VARIANTS" (Daily, Weekly, Monthly). The selected report is for "Field A" on "Apr 11, 2019" from "4:54 PM - 8:52 PM". The report includes an aerial map of the field with a green overlay indicating plant density. Below the map is a legend for "Average Population - kseeds/ac" with a scale from 0.1 to 40. A "Plant" section shows a green leaf icon. At the bottom, a table displays key metrics: Crop (Corn), Seed Variety (DKC52-61RIB, P0688AM), Avg Population (32.33 kseeds/ac), Boundary (82.92 ac), Worked (82.42 ac), and Field % Complete (99.39 %).

Field A		
Farm: Grower A		
Apr 11, 2019 4:54 PM - 8:52 PM		
Average Population - kseeds/ac		
Plant		
Corn CROP	DKC52-61RIB , P0688AM SEED VARIETY	32.33 kseeds/ac AVG POPULATION
82.92 ac BOUNDARY	82.42 ac WORKED	99.39 % FIELD % COMPLETE

## INTRODUCTION

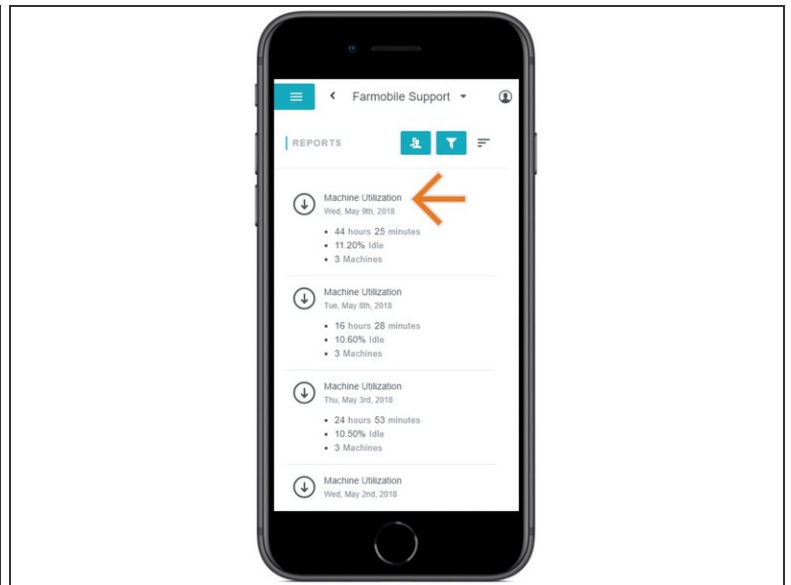
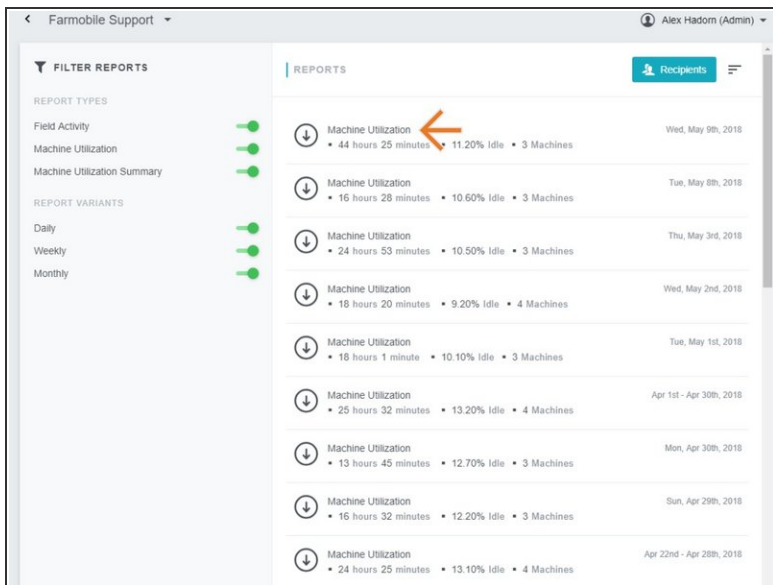
- Machine Reports are automatically generated based on machine activity.
  - All users receive Daily, Weekly, and Monthly machine utilization reports.
- Field Activity Reports are automatically generated based on agronomic activity within a field boundary.

## Step 1 — Select Reports from the Farmobile DataEngine<sup>SM</sup> Menu



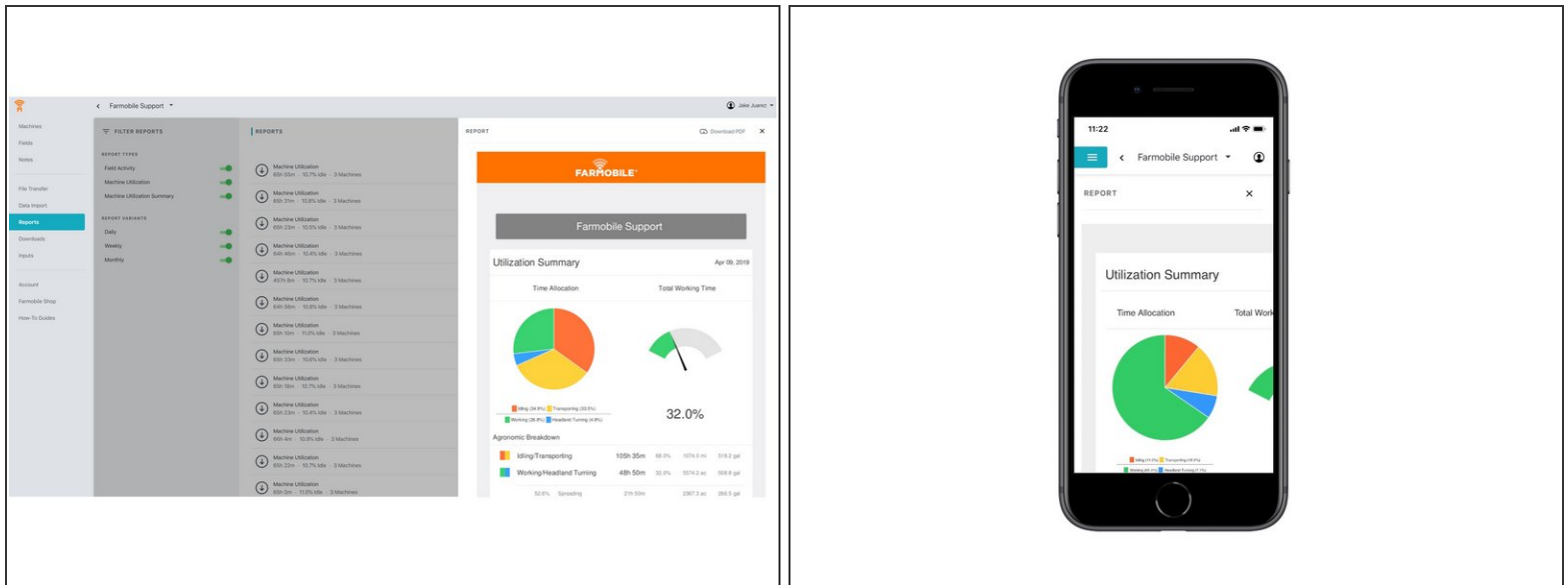
- Selecting Reports from the Farmobile DataEngine menu will open the Reports page with all of your reports listed to review.

## Step 2 — Select the Report Name to View the Report



- The name of each report is a hyperlink to view your report details.

## Step 3 — Review Report Details



- Once your report is open, you can review all the details to assist in managing your operation.
- You also have the ability to 'Download' a report from this page as well to share with an advisor. For assistance on how to download a report, please refer to the Download Report guide.