



# View Reports

Follow these quick steps to view your reports in DataEngine Live.

Written By: Support

Machines  
Fields  
File Transfer  
**Reports**  
Downloads  
Inputs  
Account  
Farmobile Shop

Farmobile Support

Alex Hadorn (Admin)
Download PDF

**FILTER REPORTS**

**REPORT TYPES**
Field Activity  
Machine Utilization  
Machine Utilization Summary

**REPORT VARIANTS**
Daily  
Weekly  
Monthly

**REPORT**

**Utilization Summary**
Apr 01 - Apr 30, 2018

4 / 8 MACHINES	29.7 mi TRAVELED	131.6 ac WORKED
05:10:28 RUN TIME	38.6 gal FUEL USED	7.5 gal/h FUEL RATE

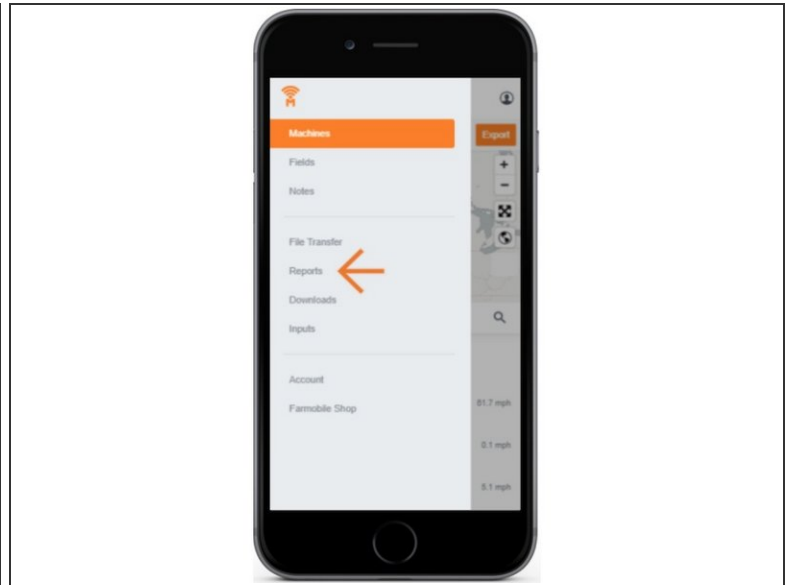
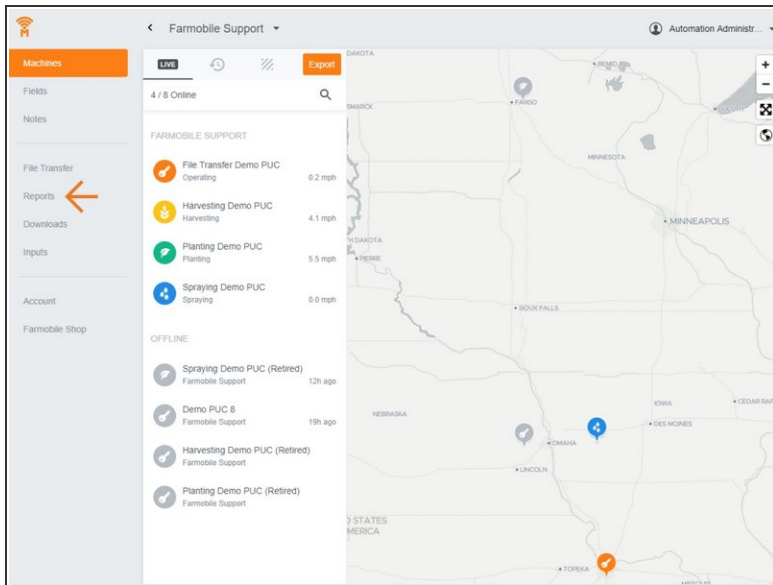
Idling	00:36:26	11.7%	—	1.2 gal
Transporting	00:52:28	16.9%	7.2 mi	5.8 gal
Headland Turning	00:23:31	7.6%	1.6 mi	2.5 gal
Working	03:18:03	63.8%	131.6 ac	29.1 gal
30.5% Harvesting	01:00:24		13.5 ac	11.9 gal
28.7% Planting	00:56:54		36.2 ac	6.9 gal
23.7% Spraying	00:46:51		65.9 ac	6.8 gal
17.1% Planting/Spraying	00:33:54		16.0 ac	3.5 gal
<b>Total Run Time</b>	<b>05:10:28</b>			

Machine Summary Comparison

## INTRODUCTION

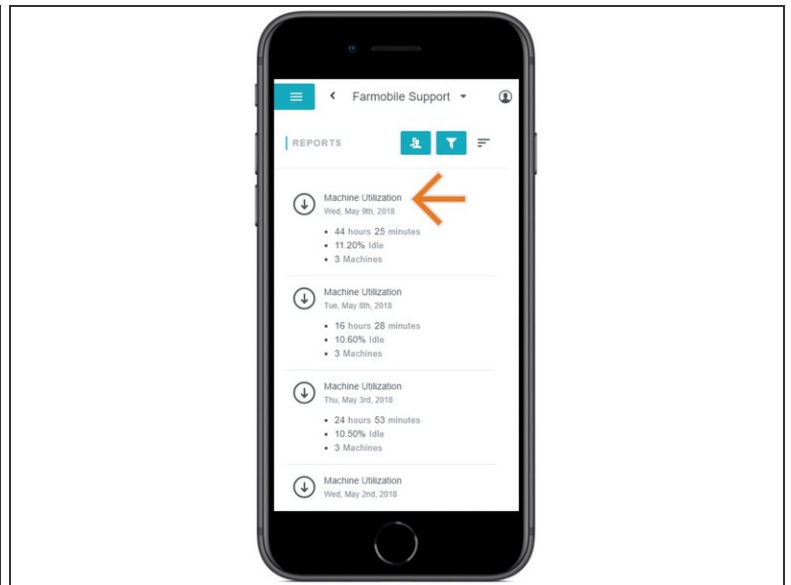
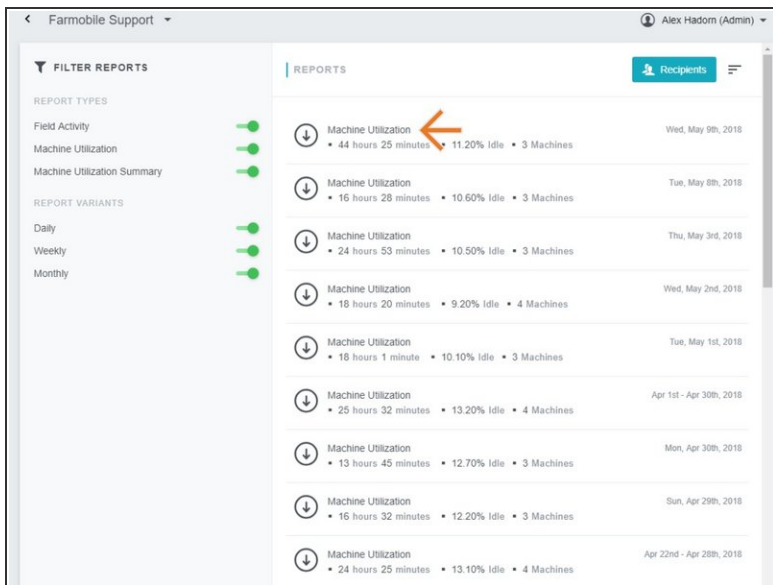
- Machine Reports are automatically generated based on machine activity.
- All users receive Daily, Weekly, and Monthly machine utilization reports.

## Step 1 — Select Reports from the Farmobile DataEngine<sup>SM</sup> Menu



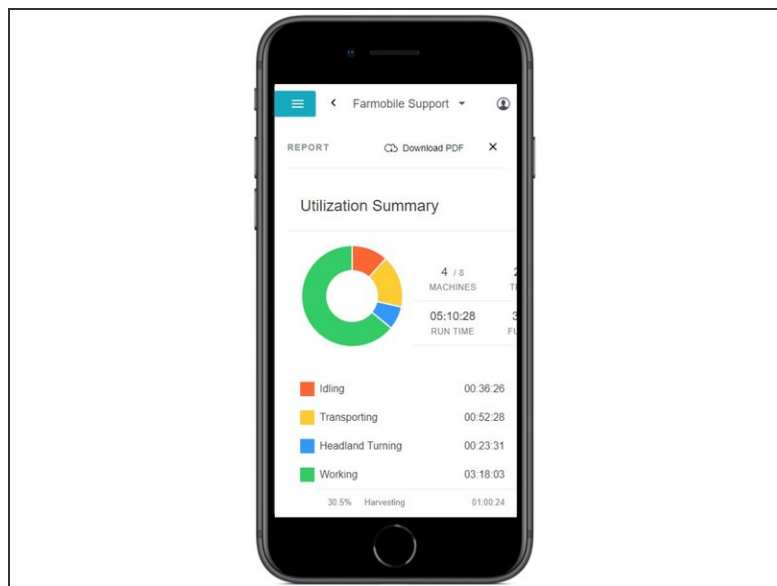
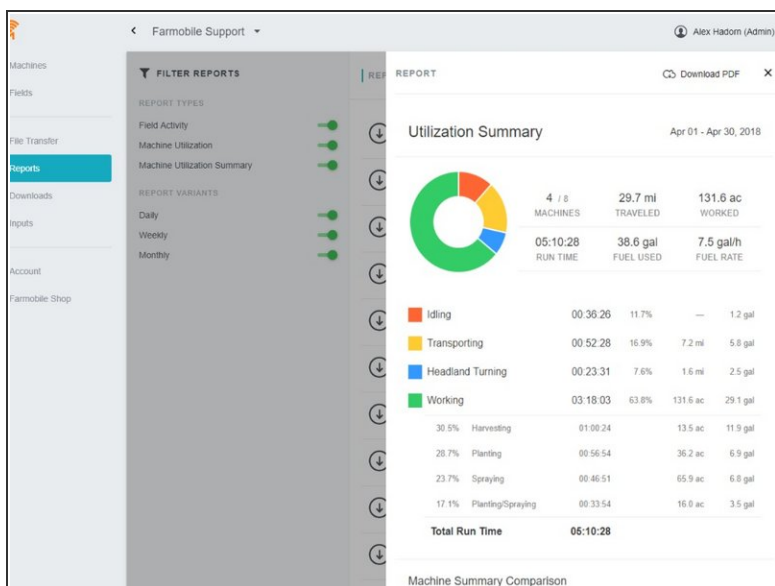
- Selecting Reports from the Farmobile DataEngine menu will open the Reports page with all of your reports listed to review.

## Step 2 — Select the Report Name to View the Report



- The name of each report is a hyperlink to view your report details.

## Step 3 — Review Report Details



- Once your report is open, you can review all the details to assist in managing your operation.
- You also have the ability to 'Download' a report from this page as well to share with an advisor. For assistance on how to download a report, please refer to the Download Report guide.