



# Quick Calculate

Certify EFRs by auto calculating EFR Values (such as yield values) reducing the time you during the certification process.

Written By: Support

**2019 Harvest**

Metric	Value
EFR ID	f23ebdbf6
Crop	Corn
Total Wet Weight	443,267.35 lbs
Total Dry Production	7,292.95 bu
Avg Moisture	21.84 %
Avg Wet Yield	bu/ac
Avg Dry Yield	bu/ac
Avg Rate	1,475.24 bu/hr
Worked Acres	ac
Dates	Sep 30 - Oct 4
Source	1 PUC

**Quick Calculate**

Review your activity and correct any incorrect data. Certified data is eligible for revenue opportunities in the Farmobile Data Store.

☒ Quick Calculate

Date Range: 9/30 - 10/4

Crop: Corn

Total Wet Weight: 443,267.35 lb

Avg Moisture: 21.84 %

Total Dry Production: 7,292.95 bu

Avg Wet Yield: ☒ bu/a

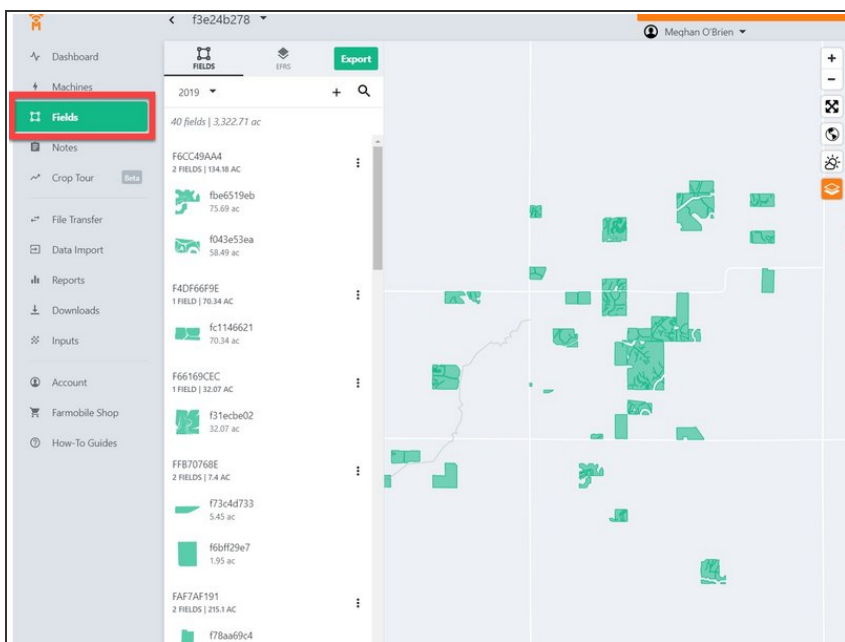
Avg Dry Yield: ☒ bu/a

Avg Rate: ☒ bu/h

Worked Acres: ac

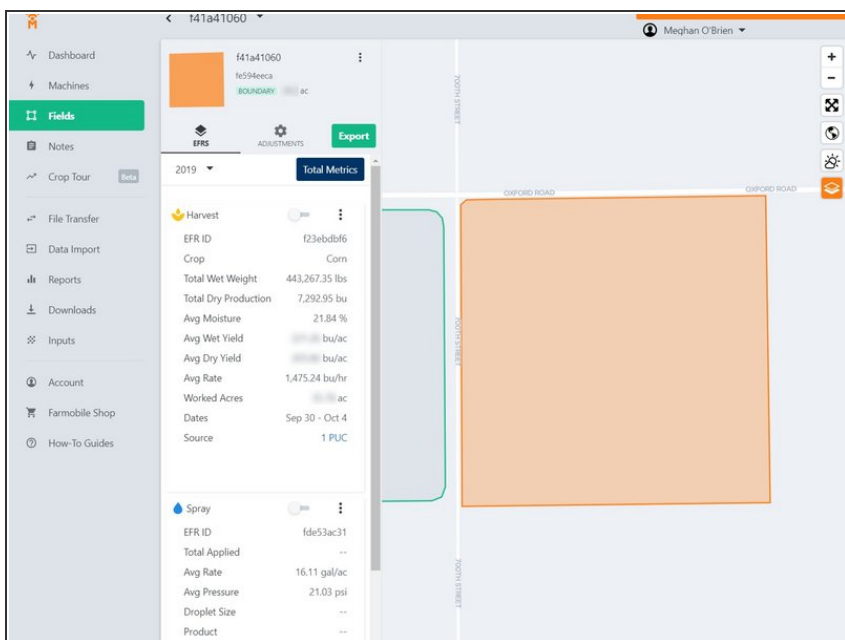
**Certify** Cancel

## Step 1 — Select the Fields Tab in Farmobile DataEngine<sup>SM</sup> Platform



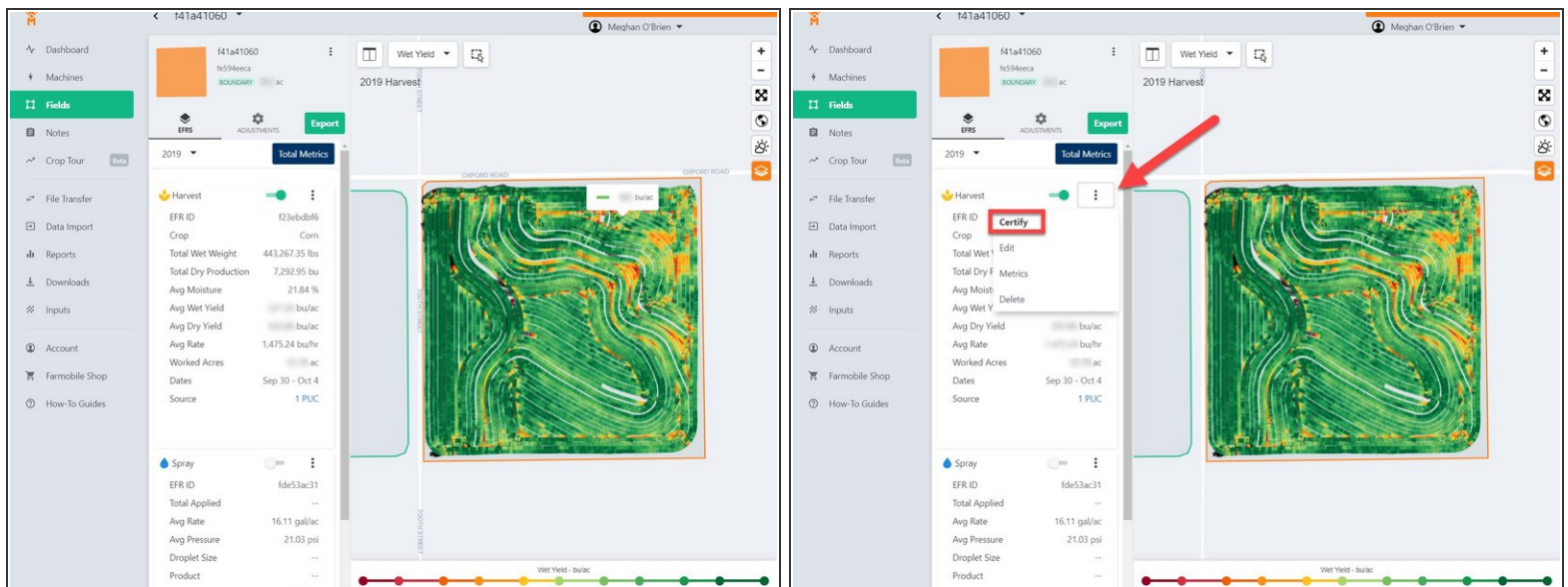
- Selecting Fields from the Farmobile DataEngine platform menu will open the Fields page with all of your farms and fields listed and displayed on the map.

## Step 2 — Select a Field



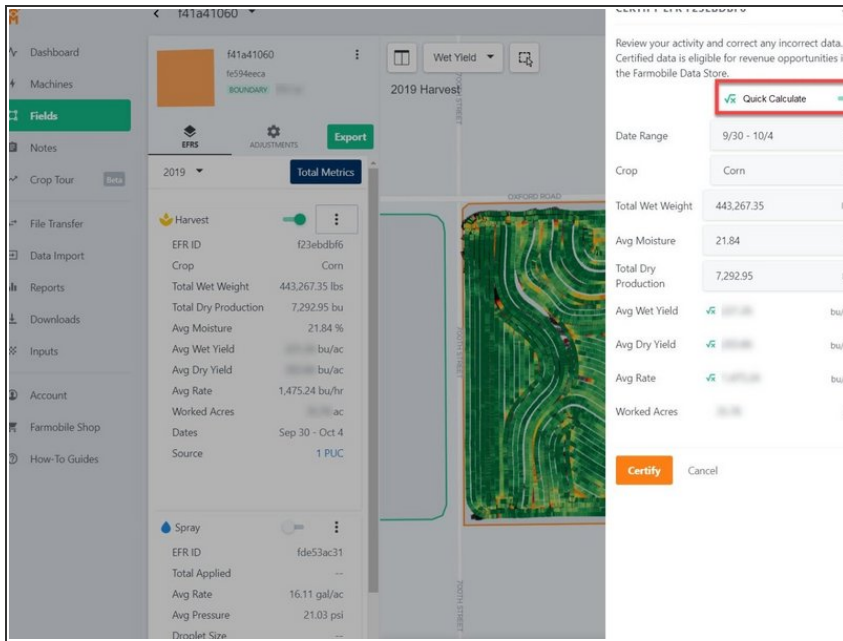
- Select a field to open the field details page.
- Click on a field within your field list.
- Or, select a boundary on the map to open the pop-up. Then select the pop-up.

## Step 3 — View EFR



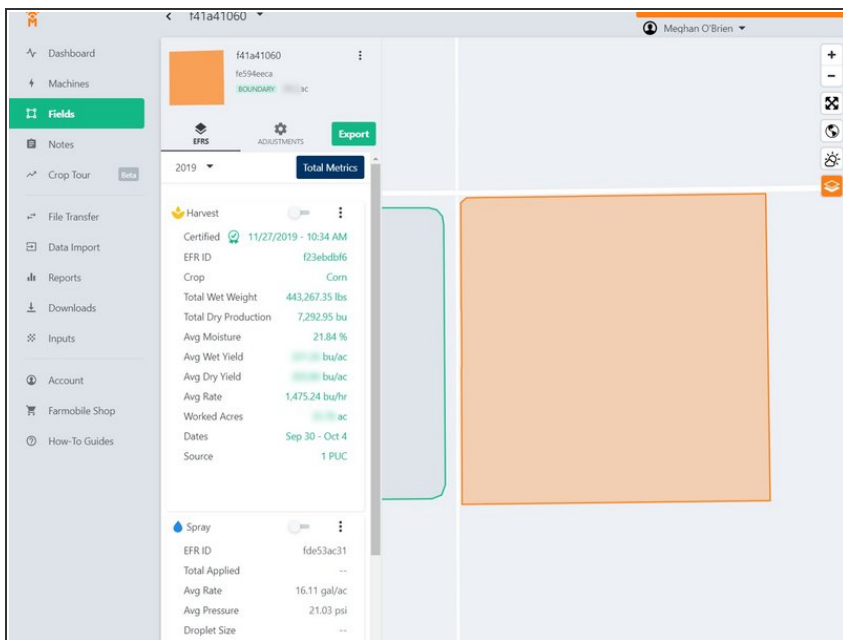
- EFR's are listed in reverse chronological order, with the most recent agronomic activity for the selected field listed at the top.
- The Farmobile PUC™ device collected data will be populated for each EFR.
- Click on the Vertical Ellipsis and then Select the 'Certify' button to open the Certify EFR Data drawer.

## Step 4 — Quick Calculate your EFR



- The original Farmobile PUC device collected data will be populated for each key EFR attribute.
- Turn on the "Quick Calculate" toggle switch to have average yield and rate calculated automatically.
- Make any corrections needed then select the 'Certify' button to certify your EFR end make it eligible for revenue opportunities with the Farmobile DataStore<sup>SM</sup> exchange.

## Step 5 — Review your EFR



- Your Certified EFR is always available to review
- The certified values are displayed as green text and include the date and time the EFR was certified.
- Select the 'View Original' button to compare the original Farmobile PUC device collected values with the certified values.
  - Values are displayed under the certified values in grey text.
- Select the 'Hide Original' button to remove the Farmobile PUC device collected values from being displayed.

